

# Anchor<sup>®</sup>



[AnchorCrafts.com](http://AnchorCrafts.com)

[f](#) [@](#) [p](#) @anchorcrafting

Designed by Anchor Studio

Design No.: ANC0004-03

MEZ GmbH, 2019. All Rights Reserved.



ANC0004-03 Just married

Anchor Stranded Cotton No. 4635000-




1 x 00001, 00010, 00048, 00073, 00075, 00120, 00234, 00235, 00240, 00275, 00300, 00366, 00368, 00369, 00398, 00399, 00400, 00401, 00403, 01011, 01037, 01043

Embroidery



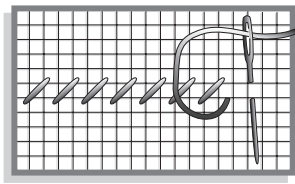
Difficult



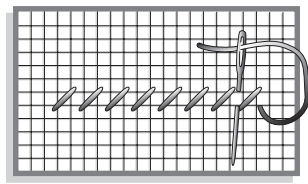




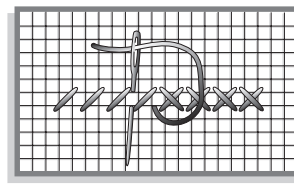
USED STICHES



Step 1






Step 2












































Step 3

Cross stitch

 x 4



  1(2) + Kreinik (2)





 x 2



  1	  234	  366	  400
  10	  235	  368	  401
  73	  240	  369	  1011
  75	  275	  398	  1037
  120	  300	  399	  1043





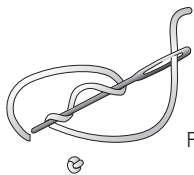
French knot


 x 2      x 1



  1       48



  73

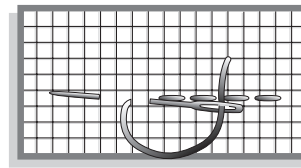
  120





 x 2




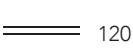
  10



  401







Back stitch



 x 1      x 2

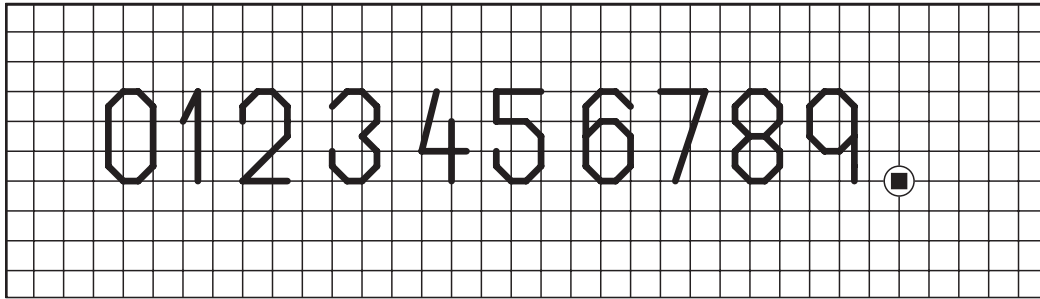
  10       120

  399

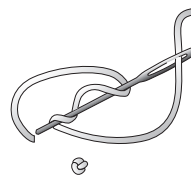
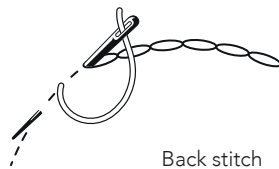
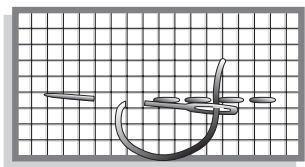
  400

  401

  403



USED STICHES



Back stitch

French knot



GENERAL RECOMMENDATIONS FOR THE PROJECT

Fabric: We recommend an evenweave fabric for Cross Stitch, combined with a tapestry needle of corresponding size. For Freestyle embroidery either a very fine evenweave fabric or closely woven fabric for use with an embroidery/ crewel needle. Obviously needle sizes will depend on fabric.

EMBROIDERY TIPS & TRICKS

**Tip:** Always work Cross Stitch with a tapestry needle. Always work Cross Stitch first, then Back Stitch and Straight Stitch. Each square on the chart represents one Cross Stitch. The lines/strokes represent Back Stitches.