

Anchor[®]



AnchorCrafts.com

   @anchorcrafting

Designed by Anchor Studio

Design No.: ANC0004-01

MEZ GmbH, 2019. All Rights Reserved.



ANC0004-01 Love

Anchor Stranded Cotton No. 4635000-

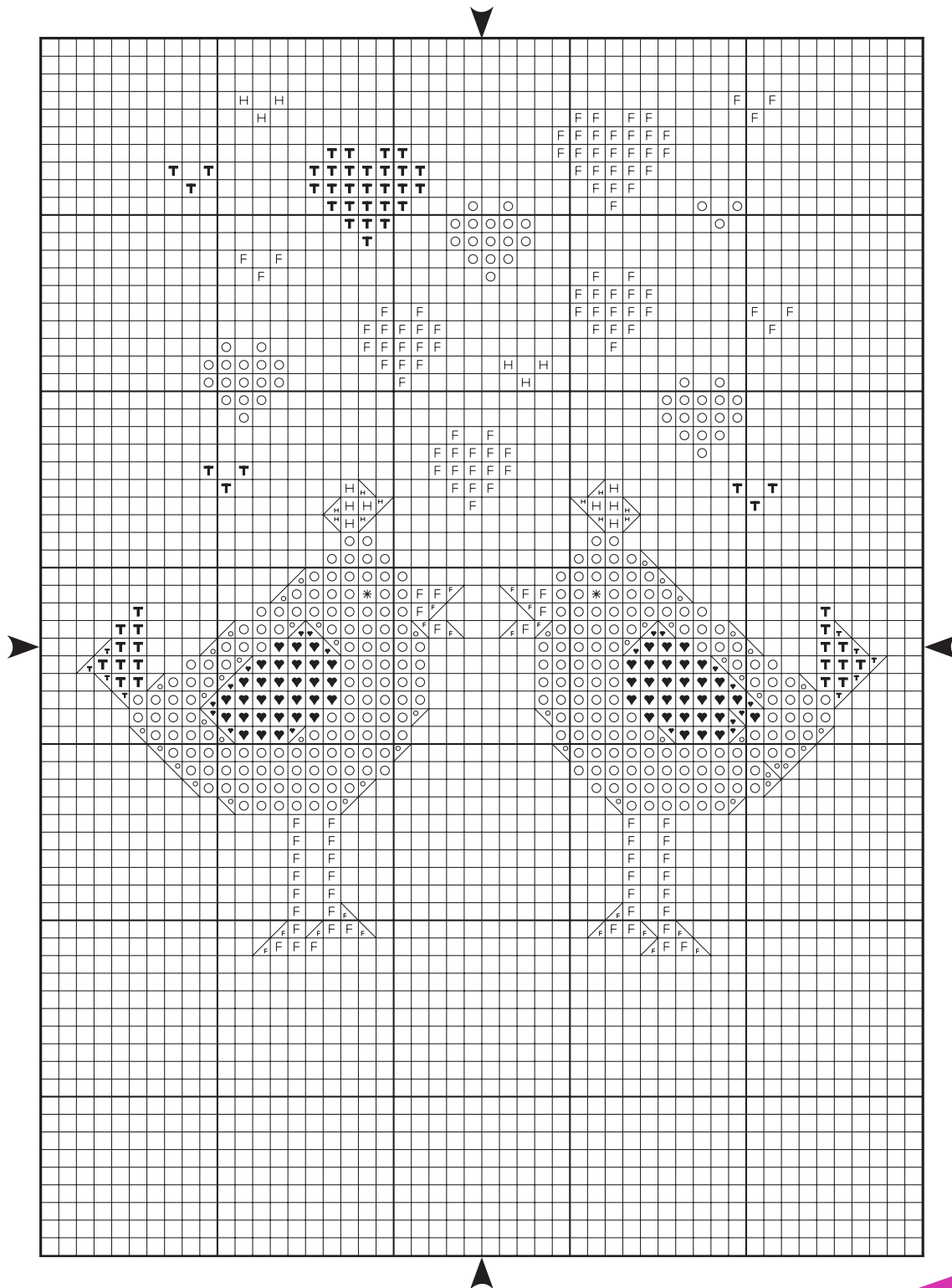



1 x 00006, 00028, 00040, 00042, 00069, 00236,
00001, 00235

Embroidery

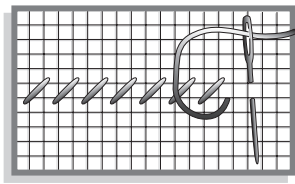


Intermediate

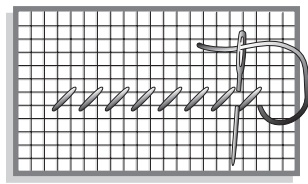




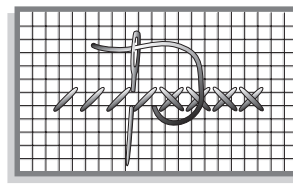
USED STICHES



Step 1



Step 2

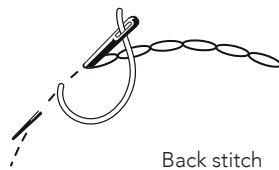
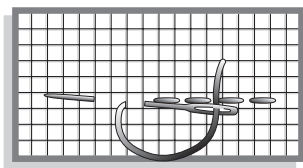


Step 3

Cross stitch



		6			42
		28			69
		40			236



Back stitch



		1
		28
		235

GENERAL RECOMMENDATIONS FOR THE PROJECT

Fabric: We recommend an evenweave fabric for Cross Stitch, combined with a tapestry needle of corresponding size. For Freestyle embroidery either a very fine evenweave fabric or closely woven fabric for use with an embroidery/ crewel needle. Obviously needle sizes will depend on fabric.

EMBROIDERY TIPS & TRICKS

Tip: Always work Cross Stitch with a tapestry needle. Always work Cross Stitch first, then Back Stitch and Straight Stitch. Each square on the chart represents one Cross Stitch. The lines/strokes represent Back Stitches.